

# Posi-Fuse™ Instructions

## ATC/ ATO/ MINI 2 to 30 AMP

### 1. Strip 1/2"

Dénuder / Pelar 12.7 mm



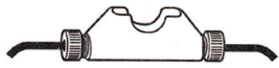
### 2. Insert

Insérer / Inserte



### 3. Tighten


Visser / Aprete



• Coupez l'alimentation avant de travailler sur un circuit. Utiliser des matériaux approuvés et conformez-vous aux normes électriques en vigueur.

**FITS: ADJUSTE/ATAQUES  
18, 16, 14, 12 GAUGE WIRE  
2 mm - 1 mm AWG  
FIL/Cable**

**REUSABLE  
RÉUTILISABLE  
REUSABLE  
NO-CRIMP  
SANS SERTIR  
NO ENCRESPE**

 Shut off power before working on a circuit.  
Use approved materials and conform to all electrical codes.  
• Apagar el suministro de corriente antes de trabajar en un circuito. Usar materiales aprobados y de acuerdo a todos los códigos de electricidad.

PATENTS: BREVETS: PATENTES:

5,228,875 5,695,369 5,868,589 2,708,156,568,952 2,624,792 2,654,610 6,488,548B16,494,753B1 2,130,398 2,361,052 2,382,732Z,481,667 6,358,103B1 2,275,493 2,570,493Z,607,462 D478,555S, 6,692,313 6,695,653Z,840,505 6,796,863B1 6,814,630B1, 6,830,491Jap 2881414 Aus 708700 729 018 761530Tia 103534 121365 152770 Can 2.204.826 Mex 200626 China ZL97105562.9 ZL988053 91.8 and others pending

# Posi-Fuse™ Instructions

## ATC/ ATO/ MINI 2 to 30 AMP

### 1. Strip 1/2"

Dénuder / Pelar 12.7 mm



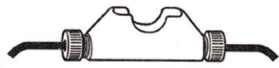
### 2. Insert

Insérer / Inserte



### 3. Tighten


Visser / Aprete



• Coupez l'alimentation avant de travailler sur un circuit. Utiliser des matériaux approuvés et conformez-vous aux normes électriques en vigueur.

**FITS: ADJUSTE/ATAQUES  
18, 16, 14, 12 GAUGE WIRE  
2 mm - 1 mm AWG  
FIL/Cable**

**REUSABLE  
RÉUTILISABLE  
REUSABLE  
NO-CRIMP  
SANS SERTIR  
NO ENCRESPE**

 Shut off power before working on a circuit.  
Use approved materials and conform to all electrical codes.  
• Apagar el suministro de corriente antes de trabajar en un circuito. Usar materiales aprobados y de acuerdo a todos los códigos de electricidad.

PATENTS: BREVETS: PATENTES:

5,228,875 5,695,369 5,868,589 2,708,156,568,952 2,624,792 2,654,610 6,488,548B16,494,753B1 2,130,398 2,361,052 2,382,732Z,481,667 6,358,103B1 2,275,493 2,570,493Z,607,462 D478,555S, 6,692,313 6,695,653Z,840,505 6,796,863B1 6,814,630B1, 6,830,491Jap 2881414 Aus 708700 729 018 761530Tia 103534 121365 152770 Can 2.204.826 Mex 200626 China ZL97105562.9 ZL988053 91.8 and others pending

# Posi-Fuse™ Instructions

## ATC/ ATO/ MINI 2 to 30 AMP

### 1. Strip 1/2"

Dénuder / Pelar 12.7 mm



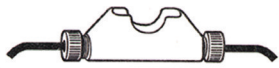
### 2. Insert

Insérer / Inserte



### 3. Tighten


Visser / Aprete



• Coupez l'alimentation avant de travailler sur un circuit. Utiliser des matériaux approuvés et conformez-vous aux normes électriques en vigueur.

**FITS: ADJUSTE/ATAQUES  
18, 16, 14, 12 GAUGE WIRE  
2 mm - 1 mm AWG  
FIL/Cable**

**REUSABLE  
RÉUTILISABLE  
REUSABLE  
NO-CRIMP  
SANS SERTIR  
NO ENCRESPE**

 Shut off power before working on a circuit.  
Use approved materials and conform to all electrical codes.  
• Apagar el suministro de corriente antes de trabajar en un circuito. Usar materiales aprobados y de acuerdo a todos los códigos de electricidad.

PATENTS: BREVETS: PATENTES:

5,228,875 5,695,369 5,868,589 2,708,156,568,952 2,624,792 2,654,610 6,488,548B16,494,753B1 2,130,398 2,361,052 2,382,732Z,481,667 6,358,103B1 2,275,493 2,570,493Z,607,462 D478,555S, 6,692,313 6,695,653Z,840,505 6,796,863B1 6,814,630B1, 6,830,491Jap 2881414 Aus 708700 729 018 761530Tia 103534 121365 152770 Can 2.204.826 Mex 200626 China ZL97105562.9 ZL988053 91.8 and others pending

# Posi-Fuse™ Instructions

## ATC/ ATO/ MINI 2 to 30 AMP

### 1. Strip 1/2"

Dénuder / Pelar 12.7 mm



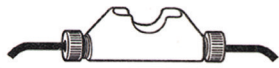
### 2. Insert

Insérer / Inserte



### 3. Tighten


Visser / Aprete



• Coupez l'alimentation avant de travailler sur un circuit. Utiliser des matériaux approuvés et conformez-vous aux normes électriques en vigueur.

**FITS: ADJUSTE/ATAQUES  
18, 16, 14, 12 GAUGE WIRE  
2 mm - 1 mm AWG  
FIL/Cable**

**REUSABLE  
RÉUTILISABLE  
REUSABLE  
NO-CRIMP  
SANS SERTIR  
NO ENCRESPE**

 Shut off power before working on a circuit.  
Use approved materials and conform to all electrical codes.  
• Apagar el suministro de corriente antes de trabajar en un circuito. Usar materiales aprobados y de acuerdo a todos los códigos de electricidad.

PATENTS: BREVETS: PATENTES:

5,228,875 5,695,369 5,868,589 2,708,156,568,952 2,624,792 2,654,610 6,488,548B16,494,753B1 2,130,398 2,361,052 2,382,732Z,481,667 6,358,103B1 2,275,493 2,570,493Z,607,462 D478,555S, 6,692,313 6,695,653Z,840,505 6,796,863B1 6,814,630B1, 6,830,491Jap 2881414 Aus 708700 729 018 761530Tia 103534 121365 152770 Can 2.204.826 Mex 200626 China ZL97105562.9 ZL988053 91.8 and others pending